

KEYENCE

Heavy-duty Photoelectric Sensors
PX Series



PX Series

Heavy-Duty Industrial Photoelectric Sensors



Oil-resistant



Waterproof



Rinsable


Resistant to shock

Designed to Last!


Enclosure Ratings: IP68g/69K [NEMA Type 4X/6P/13]

RUGGED PHOTOELECTRIC SENSORS

Outstanding resistance to harsh environments thanks to the new "vacuum packed" structure. The PX Series complies with IP-68g[NEMA Type 4X/6P/13] which prevents penetration of oil droplets from any direction.



1 | Oil Resistant



IP-68g[NEMA Type 4X/6P/13] is oil resistant and waterproof

The PX series is protected against oil and water ingress from any direction.


2 | Rugged Stainless, Steel Housing



Stainless-steel case is approx.1.9mm (0.07") thick

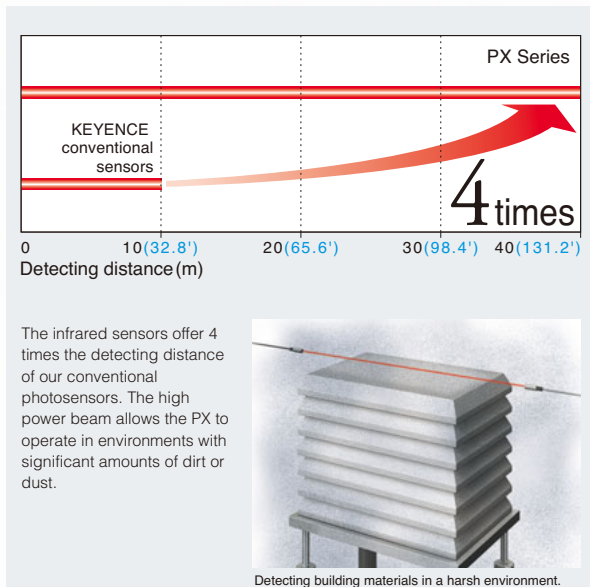
The rigid structure prevents damage from collision with workpieces or overtorquing.

*Oil resistance is tested under conditions specified by KEYENCE. Contact KEYENCE for further information.



Standard Amplifier
PX-10

3 | Blasts through dirt and dust



40m (131.2') detecting distance (M12)

Detecting distance of 40 m (131.2') (Thrubeam type) powerful beam is resistant to dust and dirt allowing it for use in dusty environments.

4 | Rinsable



The IP67 amplifier provides added protection [NEMA Type 4x] against water

Suitable for use in rinsing processes or lines which use water.

THE FACTS BEHIND THE PX'S PERFORMANCE

SENSOR HEAD

IP68g

IP69K

IP68g/IP69K [NEMA Type 4x/6P/13] rated sensor head

[NEMA Type 4x/6P/13]

FACT. 1

Backfilled structure

The case is completely backfilled under vacuum with transparent epoxy resin. This ensures maximum adhesion with the cable and lens, and prohibits liquid entry.

FACT. 2

Stainless-steel housing is approx. 1.9mm(0.07") thick

The thick walls of the sensor permit higher levels of installation torque, preventing release due to vibration or shock.

* PX-H72(G) only. The cases of other models are 1.5mm (0.06") in thickness.

FACT. 3

Glass lens

The tough, scratch-resistant, optical glass lens can be used in the harshest environments.

FACT. 4

Ultra high-intensity LED

Incredible power by combining infrared or 4-element red LED with an optical quality glass lens.

FACT. 5

Plastic inner sleeve

The plastic inner sleeve has low water absorbing properties and excellent oil-resistance. It prevents water or oil from penetrating the case.

IP68g / IP69K
[NEMA Type 4x/6P/13]

SENSOR HEAD

CHARACTERISTICS

ENCLOSURE RATING IP68g

IP68g

- Oil droplets cannot penetrate inside from any direction.
- Water cannot penetrate under a specified pressure within a specified time.
- Dust cannot penetrate inside.

The protective structure complies with JEM (Japan Electrical Manufacturers' Association) standards.
*IP68g does not ensure safe usage when a product is soaked in oil.

IP69K

- An enclosure rating that is determined by DIN40050, part9.
- A structure that is not affected when it is repeatedly sprayed by a steam jet . 8000 to 10000kPa/temperature 80°C±5°C (176°F±41°F), at 0°, 30°, 60° and 90° for 30 seconds, at the distance from 100 to 150mm (3.94" to 5.91").

*The IP tests are conducted under a specified conditions within a specified time and do not ensure the performance for extended periods of time.

NEMA TYPE REFERENCE

- 4X** Indoor or outdoor use primarily to provide a degree of protection against corrosion, windblown dust and rain, splashing water, hose-directed water and damage from external ice formation.
- 6P** Indoor or outdoor use primarily to provide a degree of protection against hose-directed water, the entry of water during prolonged submersion at a limited depth and damage from external ice formations
- 13** Indoor use primarily to provide a degree of protection against dust, spraying of water, oil, and noncorrosive coolant.

TORSIONAL MOMENT

Model	Screw sizes	Torque
PX-H71/H71G	M8	12N·m (120kgf·cm)
PX-H71TZ	M8	12N·m (120kgf·cm)
PX-H72/H72G	M12	35N·m (350kgf·cm)
PX-H61/H61G	M12	35N·m (350kgf·cm)

For installation, be sure not to exceed the torque in the above table.

AMPLIFIER

[NEMA Type 4x/6P/13] Amplifiers Offer Incredible Power and Versatility

IP67



Standard Amplifier
PX-10(P)


M12 connector on the
PX-10C(P)

Dual Outputs

All amplifiers feature an output for sensing (OUT 1), and an output for monitoring or alarm (OUT 2). In addition, amplifiers with pigtail terminations (PX-10, PX-10(P)) feature an external input for remote teach, zero shift, display scaling or light interrupt.

High-power MEGA mode

Using the high power MEGA mode, the PX-H72 family can operate reliably from up to 40 m (131.2'). The PX-H71 family can operate from up to 20 m (65.6'). In addition to long distance detection, the high power of the PX easily penetrates oil, grease, dust, dirt and other obstructions, without missing a signal. The PX series can pay for itself the very first time you DON'T have to run out to the floor to adjust it.



Industry's First High Resolution Display [9999]*

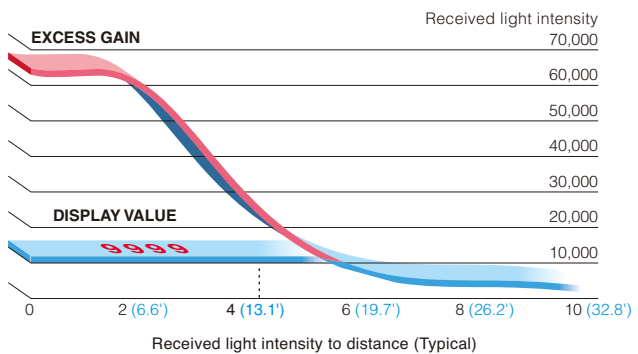
M12 thrubeam heads display [9999] up to 4 m (13.1')
 M8 thrubeam heads display [9999] from up to 1.5 m (4.9')
 Thrubeam alignment has never been easier.



RECEIVED LIGHT INTENSITY VS. DISTANCE [TYPICAL]

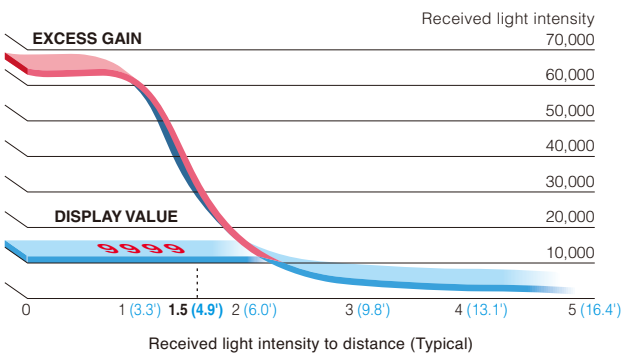
Sensor head:PX-H72/PX-H72G

Display reads 9999 even at detection distance of 4 m (13.1')



Sensor head:PX-H71/PX-H71G/PX-H71TZ

Display reads 9999 even at detection distance of 1.5m (4.9')



7 SENSOR HEAD VARIATIONS

VISIBLE RED M8 THRUBEAM STANDARD/ARMORED

M8 THRUBEAM STANDARD:PX-H71
M8 THRUBEAM ARMORED:PX-H71G

The M8 ensures detection distance of 20m (65.6')

Since the ultra high-intensity LED is clearly visible, alignment is easy even from a distance.

More resistant to tension and shock

A stainless steel jacket is also available. The shock-resistant structure is not easily damaged if accidentally hooked or struck with a tool.

Model:PX-H71

Type: M8 thrubeam
 Detection distance: 20m (65.6') (MEGA mode)
 Light source: Red LED



Model:PX-H71G

Type: M8 thrubeam armored
 Detection distance: 20m (65.6') (MEGA mode)
 Light source: Red LED

INFRARED M12 THRUBEAM STANDARD/ARMORED

M12 THRUBEAM STANDARD:PX-H72
M12 THRUBEAM ARMORED:PX-H72G

The M12 ensures detection distance of 40m (131.2')

Unaffected by oil or dirt.

More resistant to tension and shock

For locations where broken or cut cables are common, use the stainless-steel armored PX-H72G

Model:PX-H72

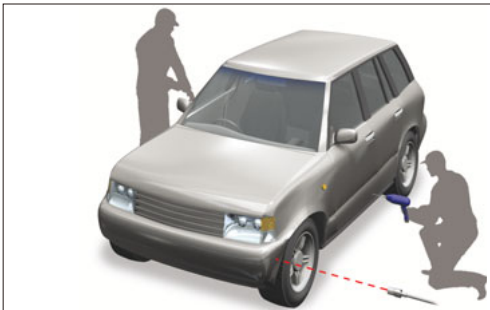
Type: M12 thrubeam straight
 Detection distance: 40m (131.2') (MEGA mode)
 Light source: Infra-red



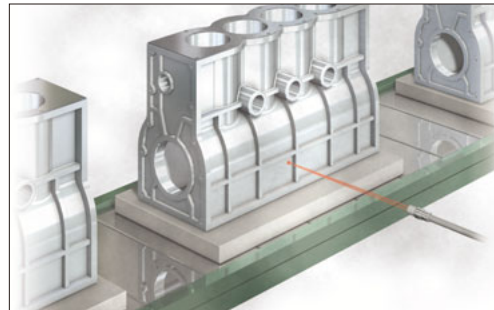
Model:PX-H72G

Type: M12 thrubeam armored
 Detection distance: 40m (131.2') (MEGA mode)
 Light source: Infra-red

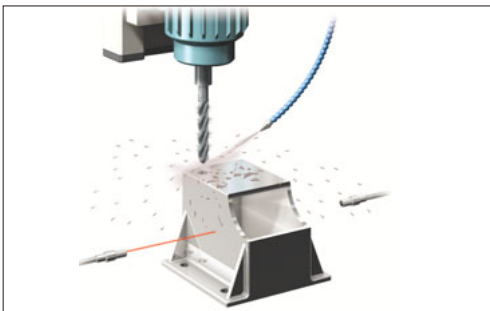
APPLICATIONS



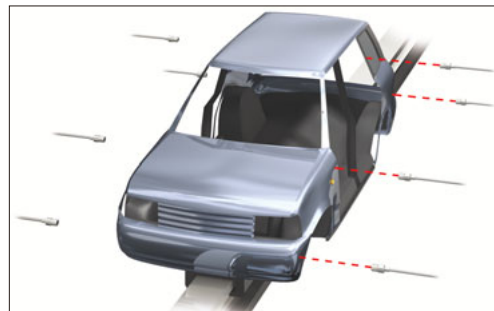
Positioning of cars in final assembly line.
 Sensor used: PX-H72G.



Checking the seating of workpieces for an NC processor.
 Sensor used: PX-H71G.



Checking passage of engine block.
 Sensor used: PX-H61G.



Checking the passage of cars on a conveyor.
 Sensor used: PX-H72G.

M8 THRUBEAM HEX-SHAPED


M8 THRUBEAM HEX-SHAPED: PX-H71TZ

Space-saving trouble

The TZ Series has a neat, space-saving design that arranges the cable at 90° to prevent entanglement.

Simple single-point mounting

Use a KEYENCE mounting bracket, or existing mounting holes. In either case, simply tighten a single nut and the job is done.



Model: PX-H71TZ

Type: M8 thrubeam hex shaped
 Detection distance: 20m (65.6') (MEGA mode)
 Light source: Red LED



M12 REFLECTIVE STANDARD/ARMORED

M12 REFLECTIVE STANDARD: PX-H61

M12 REFLECTIVE ARMORED: PX-H61G

Visible red LED takes the hassle out of your setup


The high power LED makes detection possible from up to 2m (6.6'). The shield reduces diffraction resulting from liquid droplets to ensure stable target detection even under unstable conditions.

More resistant to tension and shock

Choose the armored PX-H61G for areas where cuts, breaks and pulls in the cable are a common headache.

Model: PX-H61Type

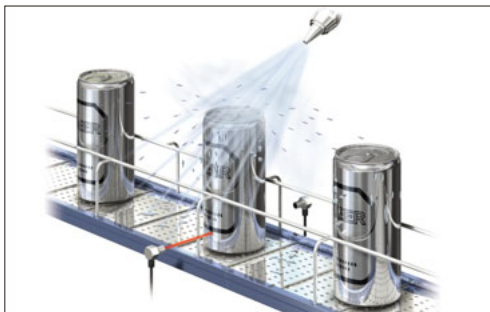
M12 reflective
 Detection distance: 2m (6.6') (MEGA mode)
 Light source: Red light



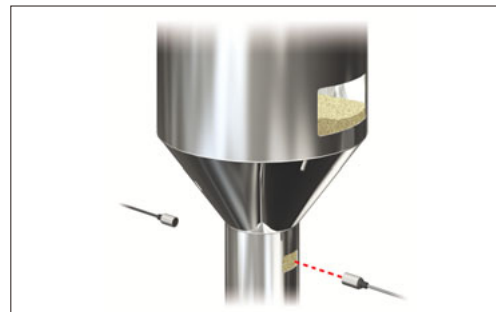
Model: PX-H61GType

M12 reflective armored
 Detection distance: 2m (6.6') (MEGA mode)
 Light source: Red LED

APPLICATIONS



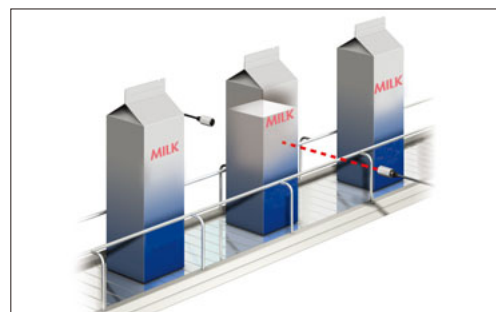
Checking products passage in a rinsing process.
 Sensor used: PX-H71TZ



Detecting the level of contents in a hopper.
 Sensor used: PX-H72



Detecting the presence/absence of contents in a bottle.
 Sensor used: PX-H72



Detecting the presence/absence of contents in a milk carton.
 Sensor used: PX-H72

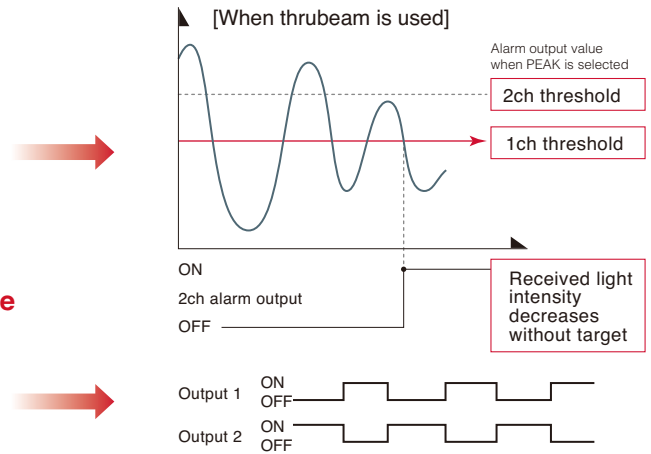
ARE SENSOR PROBLEMS KEEPING YOU UP AT NIGHT?

Although your PX sensor can operate at the touch of a button, right out of the box, additional features can be activated to increase uptime, and reduce the interval between maintenance.

Alarm for low light level, or output failure

Low light alarm

The high power of the PX allows it to operate reliably for extended periods with significant buildup on its lens. At some point, however, the head may need to be cleaned. The low light alarm lets you decide when the light level becomes dangerously low, so you can schedule cleaning at an appropriate time.



Alarm in real time for disconnection or output breakage

Output monitoring mode

Output 2 always performs the opposite action of output 1. It can detect disconnection or output breakage with logic.

Saving customized settings

Minimize downtime due to unauthorized changes


Often when attempting to troubleshoot a sensor, users may change settings that shouldn't be changed. Simplify the troubleshooting process by reverting back to your SAVED settings.



Interference prevention up to 4 units

Several sensors can be closely positioned without interference.

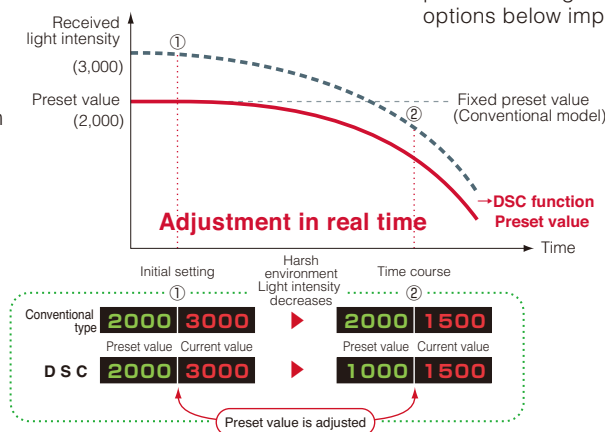
The PX series communicates through an optical link on the side of the amplifier, ensuring that only one sensor emits light at a given time.



Eliminate the effects of dirt and other deposits for more stable

Automatic Sensitivity Tracking

With conventional sensors, once the set point is adjusted, it's just a matter of time before debris leads to false outputs, and it has to be "tweaked" or reset. With the DSC function (Dynamic Stability Control), the PX continuously and automatically adjusts the set point according to the environmental conditions. Allowing your line to run longer between cleanings. Combine the powerful beam with DSC and the Low Light Alarm, and you may never have to take a sensor troubleshooting call in the middle of the night ever again.



Edge Triggering

Without DSC, debris will eventually cause the light throughput to fall below your set point. Edge triggering can be used to ignore slow, gradual decreases in intensity due to buildup, and only focus on a quick change in conditions as would happen when a target is present. Using the Edge Triggering mode with one of the 5 timer options below improves flexibility in your application.

5 Timer functions

Equipped with 5 timer functions.

- ON-Delay
- OFF-Delay
- One-shot
- ON-Delay with OFF-Delay
- ON-Delay with One-shot

Timer duration selectable (1ms to 9999ms)

LET THE FUNCTIONALITY OF THE PX PUT YOUR MIND AT REST

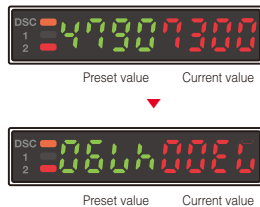
Customize the PX display

The PX display can be set for:

- Standard Display
- Peak / Bottom display
- Bar Graph / Excess Gain
- Hi-resolution, extended display (up to 65504)
- Current modes (Light-on/Dark-on, Power Mode)

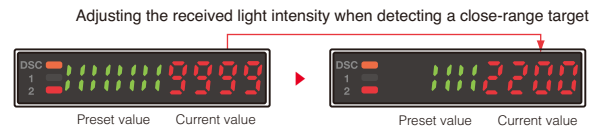
Invert the PX display

The digital display can be inverted if needed to align it with other devices on a DIN rail



Attenuate the signal


For applications where the transmit/receive distance is short, the amplifier may saturate at [9999]. This may make it difficult to detect smaller or translucent targets. The attenuation feature can drop the light intensity below the saturation point, and allow stable detection.



Power saving function cuts approx. 30% of current consumption

Power saving function

This mode automatically turns off the digital display. It can also reduce current consumption during operation.



In ECO mode: 820mW

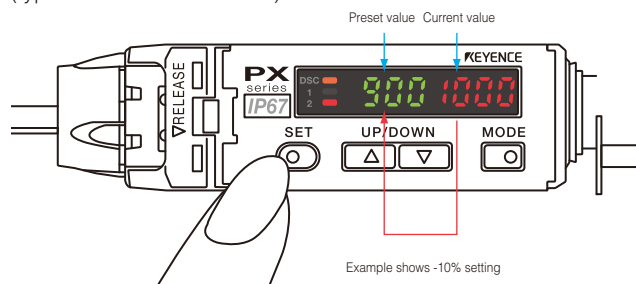
Simple setting by external input or button operation

Simple TEACH, SHIFT or SCALE via front panel, or remote input*



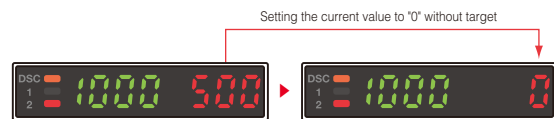
% Tuning

If light intensity fluctuates due to dust or misalignment, you can periodically adjust the setpoint with the touch of a button, or pulse from an external input.* The PX set value is adjusted to a fixed percentage of the current value. You can adjust the percentage between 0 to 99% (typical for diffuse heads), or 0 to -99% (typical for thru-beam heads).



Zero shift function

This function adjusts the current received light intensity. When using a reflective type, you can forcibly set the received light intensity of the background to 0. This is effective when there is little difference in light intensity between the background and a target.



Emission stop input

LED transmission can be individually stopped by external input

[Application]

- Checking failures when starting operation
- Preventing interference with other photoelectric sensors

Display scaling function

You can freely set the displayed light intensity with this function. When using several units, you can standardize the received light intensity.



Remote teach

You can set the sensitivity to the same settings as the set button with this function.

SPECIFICATIONS



Sensor head

Type	M8 Thrubeam			M12 Thrubeam		M12 Reflective	
	Standard	Armored	Hex-shaped	Standard	Armored	Standard	Armored
Model *1	PX-H71	PX-H71G	PX-H71TZ	PX-H72	PX-H72G	PX-H61	PX-H61G
Light source	Red 4-element LED (Wavelength: 635 nm)			Infrared LED (Wavelength: 870 nm)		Red 4-element LED (Wavelength: 635nm)	
Detecting distance	TURBO	4 m 13.1'		10 m 32.8'		400 mm 15.7"	
	SUPER	6 m 19.7'		15 m 49.2'		600 mm 23.6"	
	ULTRA	12 m 39.4'		30 m 98.4'		1200 mm 47.2"	
	MEGA	20 m 65.6'		40 m 131.2'		2000 mm 78.7"	
Detectable object	Ø4 mm Ø0.16" Opaque materials			Ø7.5 mm Ø0.30" Opaque materials		—	
Spot diameter	—			—		Approx. 15x15 mm 0.59" at 100 mm 3.94"	
Environmental resistance	Enclosure rating	IEC: IP68/JEM: IP68g/NEMA: 4X, 6P, 13/DIN: IP69K					
	Ambient light	Incandescent lamp: 20,000lx max., Sunlight: 30,000lx max.					
	Ambient temperature	-10°C to +55°C 14 to 131°F (No freezing)					
	Relative humidity	35 to 85% RH (No condensation)					
Vibration	10 to 55Hz amplitude 1.5 mm 0.06" 2 hours each in X, Y and Z axis						
Materials	Housing : SUS303 (Plastic parts: PMP, POM) Lens : BK7						
Accessories	Screw nut (SUS303) x 4, toothed washer (SUS304) x 2 [PX-H71TZ has 2 screw nuts]					Screw nut x 2, toothed washer x 1	
Weight (Including cable)*2	Approx. 80g	Approx. 250g	Approx. 88g	Approx. 90g	Approx. 260g	Approx. 80g	Approx. 220g

*1: Standard cable length is 2 m for all models. The PX-H71 and the H71TZ are available with a 10 m cable for both transmitter and receiver. The PX-H72 is available with a 30 m cable for the transmitter and 10 m cable for the receiver. Contact KEYENCE for cable length variations of spiral types.

*2: The PX-H71G, H72G and H61G have SUS304 spiral protective tube on the cables.

Amplifier

Type	Cable type		Connector type
Model	NPN output	PX-10	PX-10C
	PNP output	PX-10P	PX-10CP
Response time	500us (TURBO)/1ms (SUPER)/4ms (ULTRA)/16ms (MEGA)		
Output selection	LIGHT-ON/DARK-ON		
Indicator	<ul style="list-style-type: none"> - Operation indicator: Red LED x 2, DSC orange LED x 1 - Dual digital monitor: Dual 7-segment display [Preset value (4-digit green LED) and current value (4-digit red LED) illuminated together, current value range: 0 to 65504, excess gain: 0P to 999P] - Hold function: Possible to display both peak and bottom hold values. Selectable from 5 variations. - Bar LED monitor [Excess gain displayed (85% to 115% in 7 steps)] - Scaling display 		
Detection mode	Light intensity (automatic sensitivity-tracking function provided)/[Limit light intensity/output monitor]		
Shift function	1999 to 9999 selectable		
Timer function	Timer OFF/OFF-delay/ON-delay/One-shot/ON-delay, OFF-delay/ON-delay One-shot Timer duration selectable: 1ms to 9999ms Maximum error against the setting value: ±10% max.		
Control output	NPN output	NPN open-collector 40V, 100mA max. for an output/100mA max. for two outputs, residual voltage 1V max.	
	PNP output	PNP open-collector 30V, 100mA max. for an output/100mA max. for two outputs, residual voltage 1V max.	
External input *1	Input time 2ms (ON)/20ms (OFF) min.		
Interference prevention *2	Up to 4units (in all power modes)		
Ratings	Supply voltage *3	12 to 24VDC ripple (P-P) 10% max. Class2	
	Current consumption	Standard mode: 50mA max. at 24V/ 55mA max. at 12V Power saving mode: 40mA max. at 24V/45mA max. at 12V	
Environmental resistance	Enclosure rating	IEC: IP67/JEM: IP67/NEMA: 4X	
	Ambient temperature *4	-10°C to +55°C 14 to 131°F (No freezing)	
	Relative humidity	35 to 85%RH (No condensation)	
	Vibration	10 to 55Hz amplitude 1.5 mm 0.06" 2 hours each in X, Y and Z axis	
Materials	Housing: PBT, display: PSU, display cover/connector cover: SUS304, radiator plate: SUS304, gasket: NBR		
Weight	100 g (Including cable)		50 g

*1: PX-10(P) only. Not available for PX-10C(P).

*2: The received light intensity may vary somewhat when the sensor head's cable layout is changed, so redo the sensitivity setting when changing the layout. The interference prevention function is affected somewhat when using multiple units installed adjacent to each other. Fine-tune the sensitivity (increase the setting) for adjacent layouts.

*3: Use a 24 VDC power voltage when using a head light transmitting cable of 3 m 9.8' or more (PX-H71/H71TZ) or 10 m 32.8' or more (PX-H72).

*4: When using multiple units connected adjacently, the ambient temperature varies with the conditions below.

2 to 4 Units: -10 to +50°C (14 to 122°F), 5 to 17 Units: -10 to +45°C (14 to 133°F).

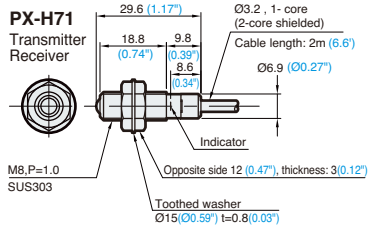
OPTIONS *1

Type	M12 socket cable*2 straight (2m 6.6')	L-shaped M12 *2 socket cable (2m 6.6')	End unit	Mounting bracket A for M8	Mounting bracket A for M12	Mounting bracket B for M8	Mounting bracket B for M12
Model	OP-75721	OP-75722	OP-26751 (2 pieces per package)	PX-B71 (1 bracket per package)	PX-B72 (1 bracket per package)	PX-B71L (1 bracket per package)	PX-B72L (1 bracket per package)
Shape							

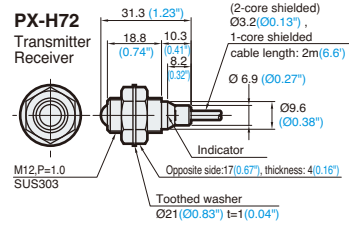
*1: Amplifier has no accessories. Apply a DIN rail or M3 screws (x 2) using mounting holes on the side to firmly fix it. The use of multiple amplifiers requires a DIN rail, and end units for both ends. (OP-26751)

*2: When using the PX-10C(P), the OP-75721 or the OP-75722 is required.

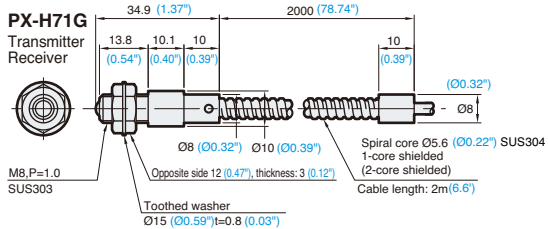
DIMENSIONS



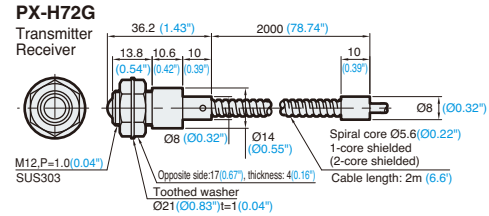
*Descriptions in parentheses are for cables of receiver.



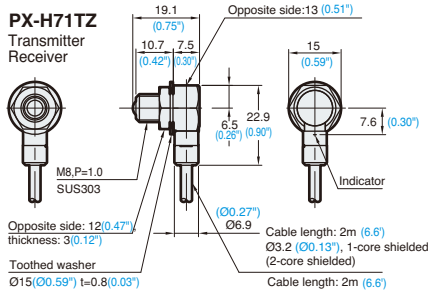
*Descriptions in parentheses are for cables of receiver.



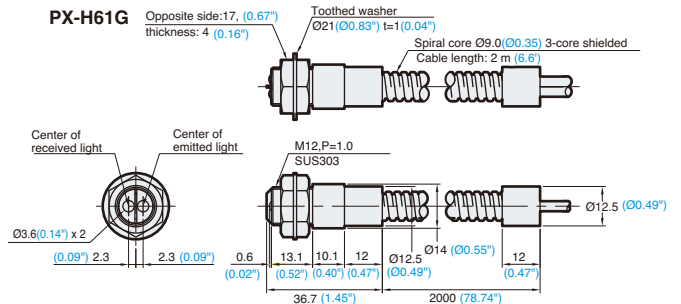
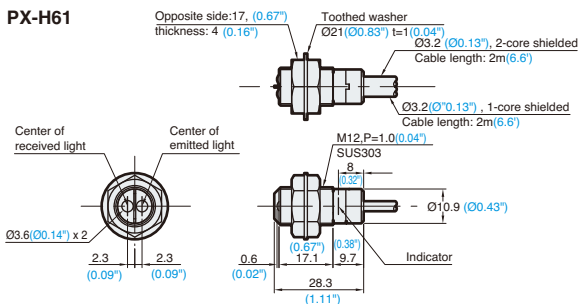
*Descriptions in parentheses are for cables of receiver.



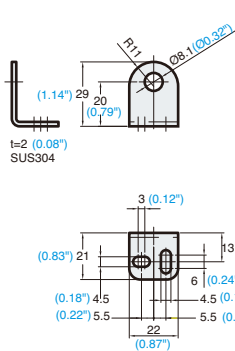
*Descriptions in parentheses are for cables of receiver.



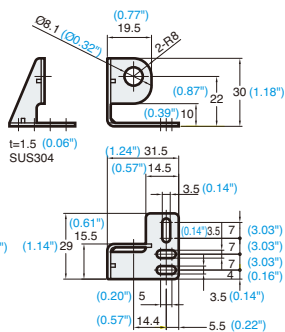
*Descriptions in parentheses are for cables of receiver.



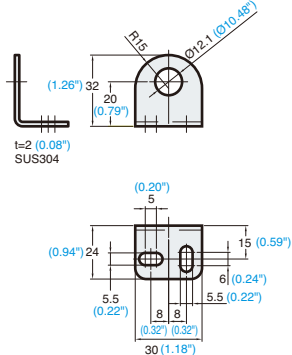
PX-B71



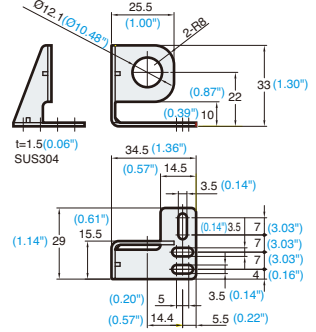
PX-B71L

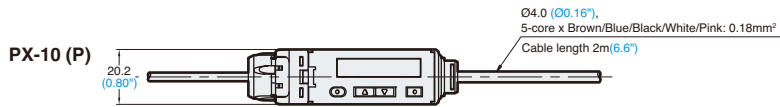


PX-B72

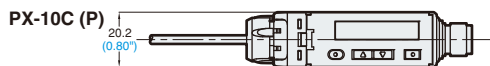
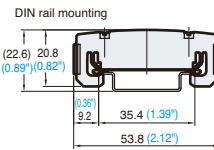
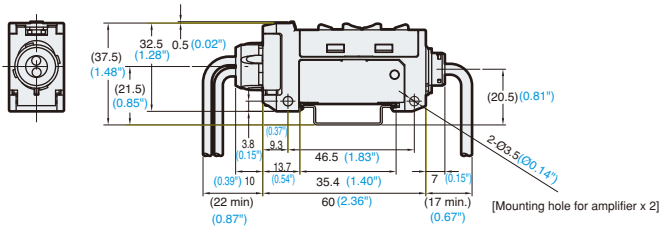


PX-B72L

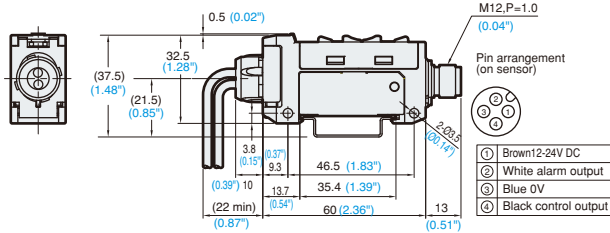




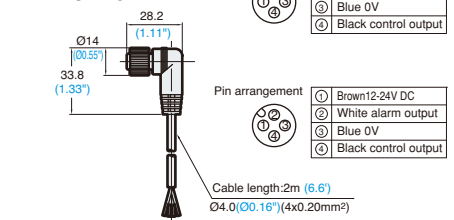
End unit (OP-26751)



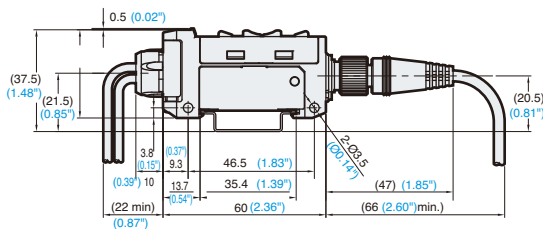
OP-75721



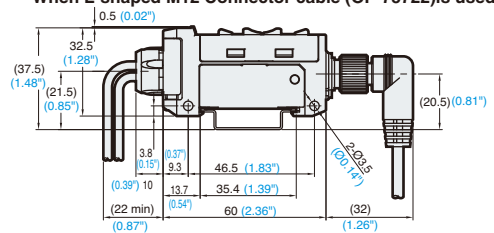
OP-75722



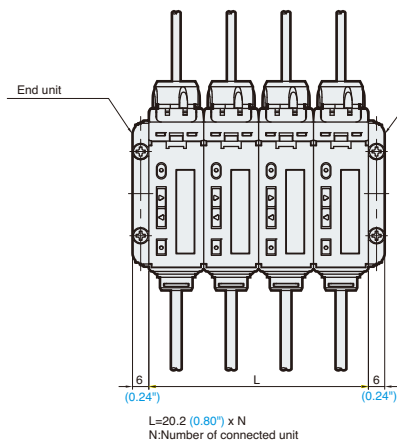
When M12 Connector cable (OP-75721) is used.



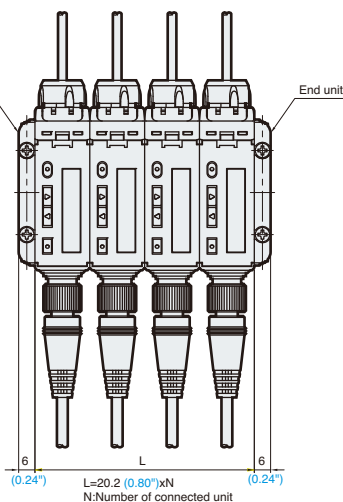
When L-shaped M12 Connector cable (OP-75722) is used.



When several units are connected [PX-10C(P)]



When several units are connected [PX-10C(P)]



PROTECTIVE TUBE/EXTENSION PROTECTIVE TUBE

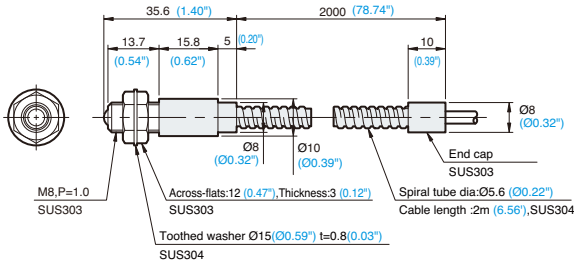
A protective tube option is available. By adding extension protective tubes, a sensor head having long cable can be protected for whole length.

Type	Applicable	Protective tube (2m 6.6')	Extension protective tube (2m 6.6')
M8	PX-H71	OP77673	OP77675
M12	PX-H72	OP77674	

Note: This option is a protective tube only and cable is not included. Extension protective tube OP77675 cannot be mounted to the PX sensor head directly.

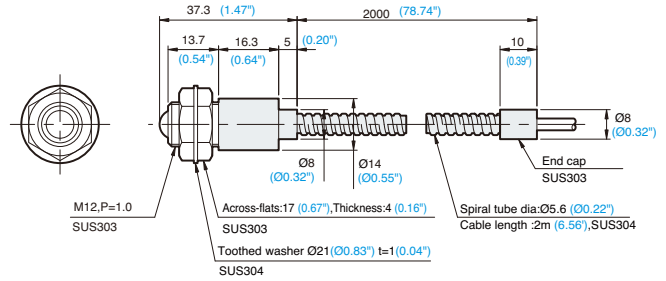
OP77673

(When mounted on PX-H71)



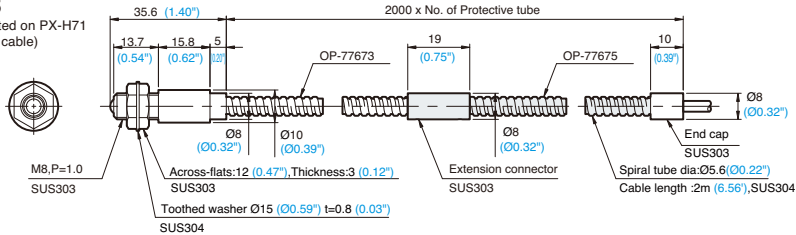
OP77674

(When mounted on PX-H72)

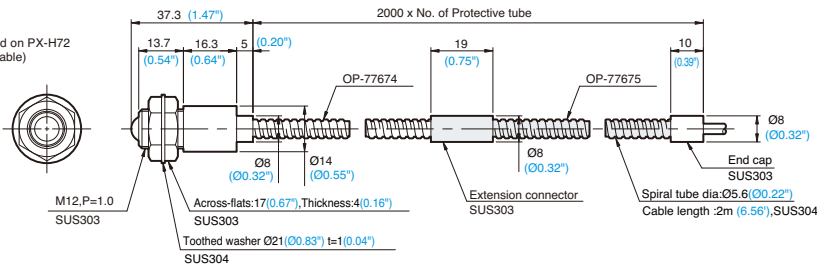


OP77675

(When mounted on PX-H71 having long cable)



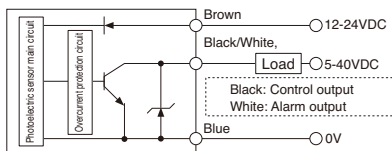
(When mounted on PX-H72 having long cable)



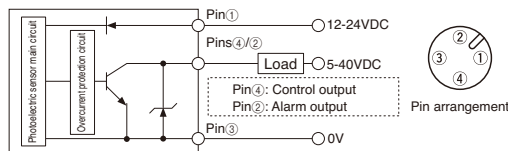
INPUT/OUTPUT CIRCUITS

Output circuit

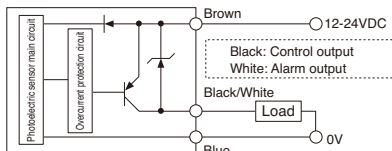
NPN PX-10



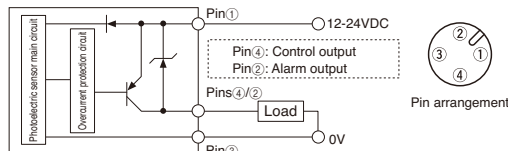
NPN Connector type PX-10C



PNP PX-10P

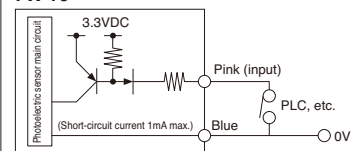


PNP Connector type PX-10CP

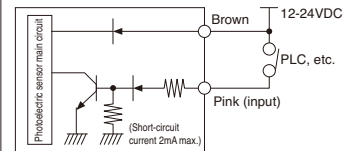


Input circuit

NPN PX-10



PNP PX-10P





Detecting drill breakage

ENVIRONMENT PROOF

FU-91/92/96

Long detecting distance, entirely FEP-sheathed type



FU-91 FEP-sheathed, reflective
FU-92 FEP-sheathed, thru-beam
FU-96 Ultra-high power lens
FU-77V+F-4

FEP chemical resistance data

Material	FEP	ABS	Polycarbonate
Acetone	●	X	X
Methyl ethyl ketone	●	X	X
benzene	●	▲	X
Methyl alcohol	●	▲	X
Toluene	●	X	X
Hydrochloric acid	●	▲	▲
Sulfuric acid (98%)	●	X	X

● : Completely resistant
 X : not resistant
 ▲ : Resistant depending on the conditions
 ■ : Fairly resistant




TOUGH & DURABLE

FU-TG

Stainless steel armor

The outer braided shield adds strength against pulling, and the inner flexible spiral shield increases the strength against side impact.



METAL PROTECTOR

PZ-B11/B61

Protective Bracket (for PZ-M/V series)

This rugged bracket surrounds our PZ-M/V series photoelectric sensors in a protective cage.



CALL TOLL FREE TO CONTACT YOUR LOCAL OFFICE
1-888-KEYENCE
 1-888-539-3623

www.keyence.com

SAFETY INFORMATION
 Please read the instruction manual carefully in order to safely operate any KEYENCE product.

CONTACT YOUR NEAREST OFFICE FOR RELEASE STATUS

KEYENCE CORPORATION OF AMERICA

Head Office 500 Park Boulevard, Suite 200, Itasca, IL 60143, U.S.A. **PHONE:** +1-201-930-0100 **FAX:** +1-855-539-0123 **E-mail:** keyence@keyence.com

AL Birmingham	CA San Jose	CO Denver	IL Chicago	MI Detroit	MO St. Louis	NC Raleigh	PA Philadelphia	TN Nashville	WI Milwaukee
AR Little Rock	CA Cupertino	FL Tampa	IN Indianapolis	MI Grand Rapids	NJ Elmwood Park	OH Cincinnati	PA Pittsburgh	TX Austin	
AZ Phoenix	CA Los Angeles	GA Atlanta	KY Louisville	MN Minneapolis	NY Rochester	OH Cleveland	SC Greenville	TX Dallas	
CA San Francisco	CA Irvine	IA Iowa	MA Boston	MO Kansas City	NC Charlotte	OR Portland	TN Knoxville	WA Seattle	

KEYENCE CANADA INC.

Head Office PHONE: +1-905-366-7655 FAX: +1-905-366-1122 E-mail: keyencecanada@keyence.com
Montreal PHONE: +1-514-694-4740 FAX: +1-514-694-3206 Windsor PHONE: +1-905-366-7655 FAX: +1-905-366-1122

KEYENCE MEXICO S.A. DE C.V.

PHONE: +52-55-8850-0100 FAX: +52-81-8220-9097
 E-mail: keyencemexico@keyence.com

The information in this publication is based on KEYENCE's internal research/evaluation at the time of release and is subject to change without notice. Company and product names mentioned in this catalog are either trademarks or registered trademarks of their respective companies. The specifications are expressed in metric units. The English units have been converted from the original metric units. Copyright (c) 2006 KEYENCE CORPORATION. All rights reserved.